



**east bay
community
action program**

THE BRIDGE *to* SELF-RELIANCE

Head Start-Early Head Start

ANNUAL REPORT 2023-2024



Mission Statement

East Bay Community Action Program (EBCAP)

Head Start provides high quality comprehensive early childhood education services for eligible families and children from prenatal to age five. We partner with parents to teach children the skills and abilities needed for success in school and life. Together with our community, we support parents to keep children safe, healthy and well.

Guiding Principles

Guiding principles have been fundamental to the Head Start program from its inception. They underlie EBCAP policies and practices that prepare young children for success in school and beyond. (Adapted from the Head Start Early Learning Outcomes Framework: Ages Birth to Five, 2015.)

- Each child is unique and can succeed.
- Learning occurs within the context of relationships.
- Families are children's first and most important caregivers, teachers, and advocates.
- Children learn best when they are emotionally and physically safe and secure.
- Areas of development are integrated and children learn many concepts and skills at the same time.
- Teaching must be intentional and focused on how children learn and grow.
- Every child has diverse strengths rooted in their family's culture, background, language, and beliefs.

EBCAP Head Start 2023-2024 Annual Report Summary

From the Desk of Vice President, Linda Laliberte

EBCAP has been dedicated to serving Rhode Island's most at-risk children and families through Head Start and Early Head Start (EHS) programs since 1971. In the wake of the COVID-19 pandemic, our commitment to children in need has never been more vital.

- **Total Cumulative Enrollment:**

- **Head Start:** 197 children
- **Early Head Start:** 81 children and 4 pregnant women

Monthly Enrollment: The average monthly enrollment was below the funded capacity of 242 for Head Start and 108 for Early Head Start. Low enrollment is due to lack of staff to fully open all classrooms. In March 2024, the Office of Head Start approved a Change Of Scope proposal to reduce Head Start enrollment to 170 seats and EHS to 79 seats.

Service Area: The cities of East Providence and Newport, and the towns of Barrington, Warren, Bristol, Tiverton, Little Compton, Portsmouth, Middletown, and Jamestown.

- **Community Needs**

According to the **2024 Rhode Island Kids Count Factbook:**

Early Head Start: An estimated 1,578, children aged birth to three live in poverty within the EBCAP catchment area; only 5% of these children receive EHS services, which is higher than the state average of 4%. Within the EBCAP catchment area, 78.6% of eligible children in this age group reside in East Providence and Aquidneck Island (Newport, Middletown and Portsmouth).

Based on the EBCAP Program Information Report (PIR 2023-2024), Early Head Start supported 28 children with special needs (34.5% of total cumulative enrollment) during this reporting period.

Head Start: An estimated 1,139 low-income three and four-year-old children live in the catchment area, with EBCAP serving just over 17% of eligible children. Kids Count estimates 30% of low income children in Rhode Island are enrolled in Head Start or RI Pre-K. Within the EBCAP catchment area, just under 80% of eligible 3 to 5 year old children live in East Providence and Aquidneck Island.

Based on the EBCAP Program Information Report (PIR 2023-2024), Head Start supported 53 children with special needs (26.9% of total cumulative enrollment) during this reporting period.

- **Challenges Faced**

EBCAP was unable to open all classrooms due to workforce changes and staffing shortages. Competition for qualified applicants, particularly for Early Head Start teacher positions, has forced the agency to limit enrollment in Newport's infant/toddler classrooms. The ongoing challenge of filling teacher and paraprofessional roles due to persistent competition with school systems and the commercial sector for qualified applicants.

- **Achievements**

Child Development Assessments: Spring 2024 assessments demonstrated significant growth in all age groups, particularly among at-risk children, showcasing the dedication of both educators and parents in fostering school readiness skills.

Quality Ratings: EBCAP's centers participate in the Rhode Island Bright Stars Quality Rating system, with 3 out of 5 centers achieving a prestigious 5-STAR rating and other sites rated as 4-STAR quality programming.

Compliance and Quality Assurance: A Program Performance Summary Report from the Office of Head Start following the Focus Area 2 Review in June 2023 confirmed that EBCAP meets all applicable performance standards and regulations.

- **Acknowledgments**

EBCAP extends heartfelt gratitude to: Our dedicated staff and parents, Board of Director and Policy Council members, agency leadership, and community partners. Your collaboration and support have been instrumental in the success and high-quality early childhood education services provided. Special thanks to our Head Start leaders for their efforts towards accreditation with the National Head Start Association, achieving the designation as a Program of Excellence, and to the Office of Head Start, Region I leadership for their ongoing guidance and support.

Together, we strive to build a brighter future for our children and families. Thank you for your commitment to this important work.



The Percentage of Eligible Children Enrolled in Early Head Start and Head Start/Pre-K

	Early Head Start	Head Start/Pre-K
Barrington	0%	7%
Bristol	3%	25%
East Providence	3%	32%
Jamestown*	0%	0%
Little Compton*	0%	0%
Middletown	4%	41%
Newport	6%	23%
Portsmouth	8%	0%
Tiverton	3%	18%
Warren	3%	93%
Rhode Island	4%	30%

The Percentage of Children Who Received Medical and Dental Exams*

	Early Head Start	Head Start
Health Insurance	100%	100%
Up-to-Date on Preventative and Primary Care	73%	69%
Up-to-date on Immunizations	94%	100%
**Continuous/ Accessible Dental Care	33%	29%
Up-to-date on Preventative Oral Care	31%	53%

2024 Rhode Island Kids Count Factbook, Tables 31 & 37

* Community reports less than 10 low income children aged 3 & 4

*EBCAP Program Information Report 9/1/23-8/31/24
 **Access to dental care has been disrupted by the pandemic. A program improvement goal has been established to review community dental services and support for families to access care.

School Readiness Goals



EBCAP provides high quality early childhood programming for children birth to five years old in several program options: full day preschool, extended day preschool and infant/toddler classrooms and home-based programs. Home-based services include weekly home visits and two group socialization experiences per month. Facilities are licensed and staffed by qualified early childhood professionals.

To ensure that children who participate in Head Start and Early Head Start are successful in future educational settings, EBCAP has adopted the following School Readiness Goals.

In 2019, the School Readiness Advisory Committee with the support and approval of the Policy Council, added two indicators to the language/literacy domain and added Math as a sixth domain to our school readiness goals.

1. PERCEPTUAL, PHYSICAL AND MOTOR DEVELOPMENT

Children will use senses to gather and understand information and respond to their environment.

2. COGNITION

Children will be able to connect ideas, develop logical and abstract thinking through curiosity and motivation.

3. LANGUAGE AND LITERACY

Children will be able to use receptive and expressive skills to communicate.

4. SOCIAL/EMOTIONAL DEVELOPMENT

Children will be able to express, manage, recognize and interpret their own emotions as well as respond appropriately to others' emotions.

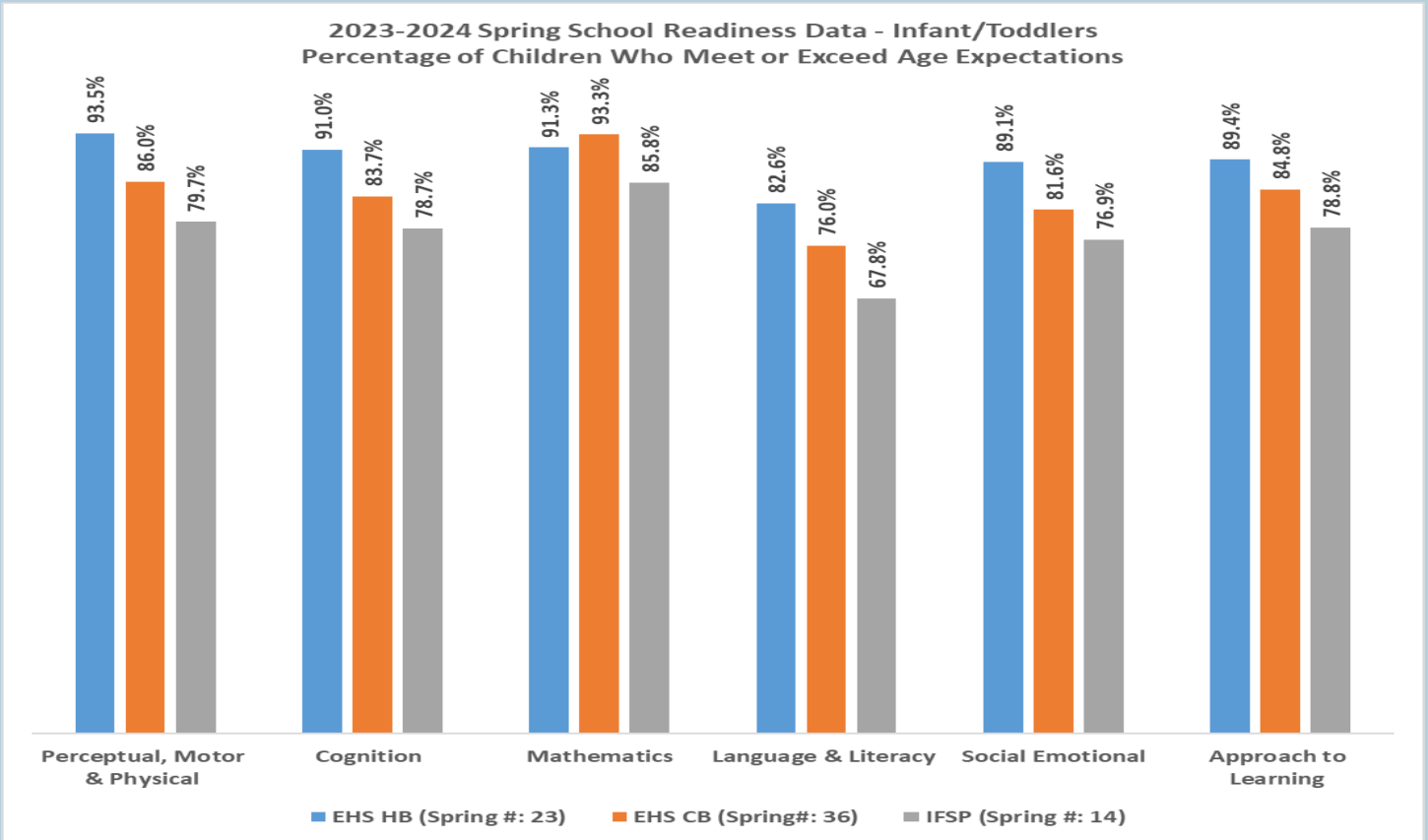
5. APPROACHES TO LEARNING

Children will possess skills to pay attention, control impulses and think flexibly.

6. MATH

Children will have the knowledge of basic math concepts and will be able to use them to solve everyday problems.

Data presented in the following graphs is based on Teaching Strategies GOLD child outcome measures. Numbers in the EHS group are based on spring data points. Due to the small sample of children with a checkpoint in their age group in both the fall and spring , we are unable to compare gains of the two groups. Individual reports are shared with parents/guardians at each checkpoint during the year and teachers plan classroom activities for each child based on their developmental profile.

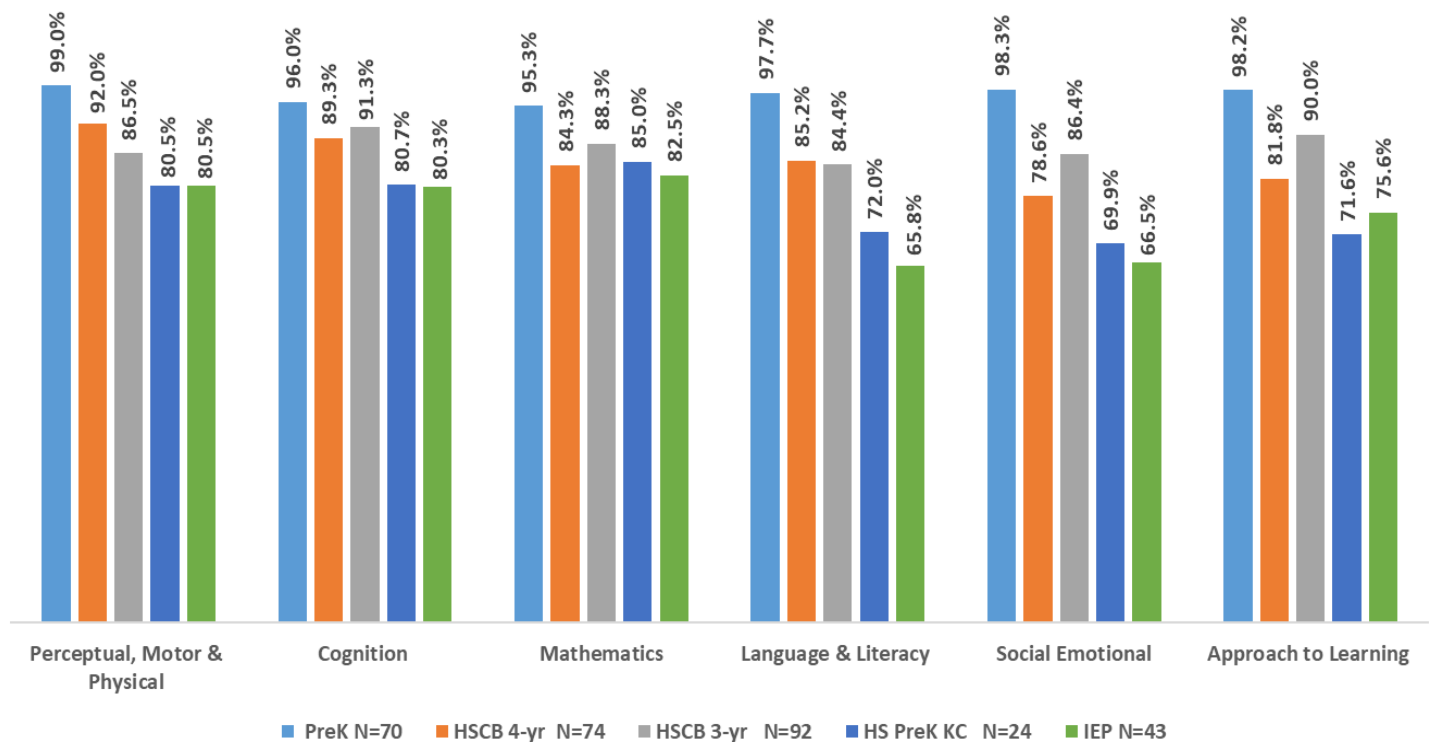


The graph below represents the Teaching Strategies GOLD (TSG) report for the spring checkpoint completed at the end of the 2023-2024 school year. To obtain a checkpoint, teachers conduct observations for each child on each of the listed developmental domains. Using data based on these observations, teachers assign a “point” on the continuum of development designed to identify each child as below, meeting or exceeding age expectations. The spring report indicates the percentage of children who fall into each category.

The TSG checkpoint graph below identifies the children in five groups: Pre-K N= 70; Head Start 4 year olds N= 74; Head Start 3 year olds N= 92, children receiving Kids Connect services N=24 (a Medicaid supplemented program for children with a health, behavioral health or developmental need for support in the classroom) and children with an Individual Education Plan (IEP) N=43. In aggregate, children in the Pre-K group scored the highest in all domains and children receiving Kids Connect or special education services (IEP) group scored the lowest in all domains at the end of the school year. (Note: The number of preschool aged children receiving home based services is not included in this graph due to the low number enrolled in this option, N=10.)

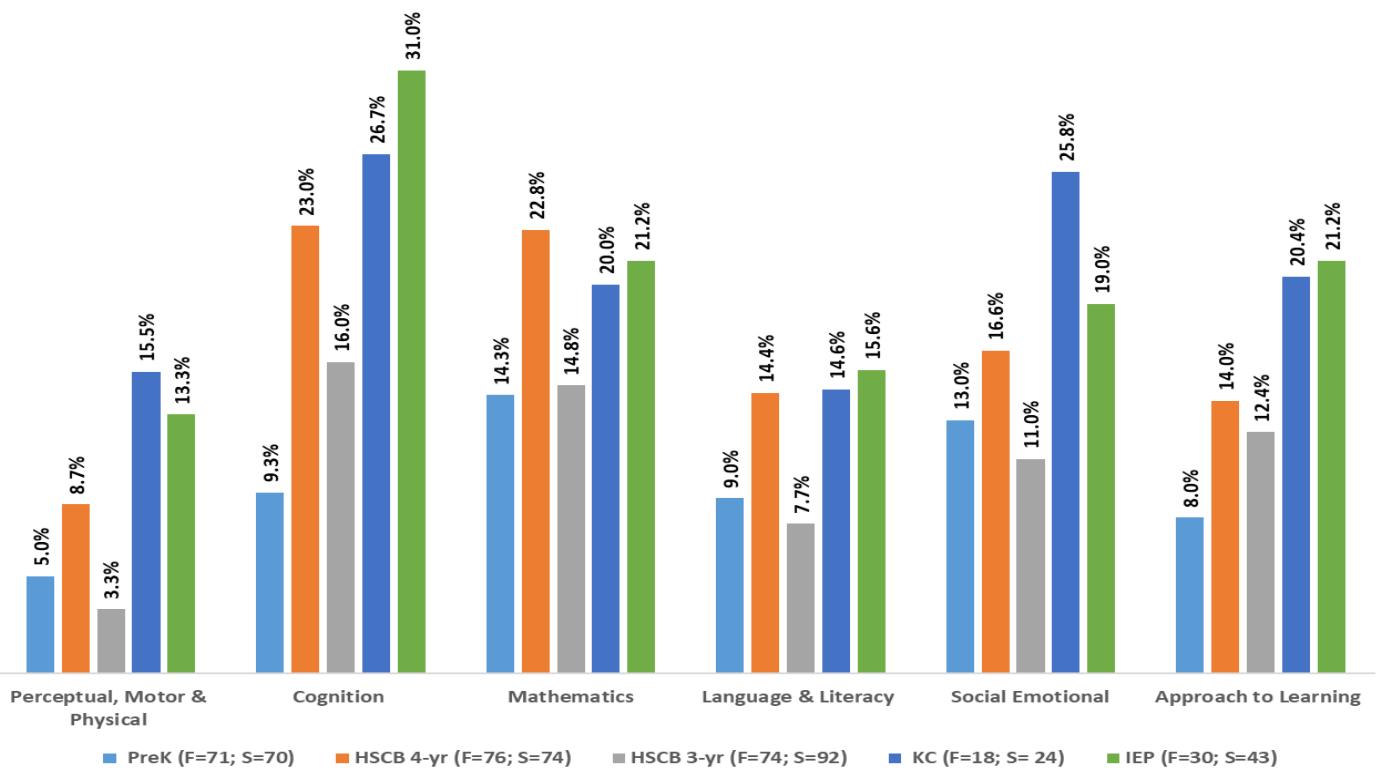
The graph on page 8 indicates the **gains** made by the children in each of the groups from fall 2023 to spring 2024. Children in all groups made impressive gains across the school year. Children receiving Kids Connect and/or Special Education services and Head Start 4 year olds made substantial gains in all areas most notably, cognition and social/emotional skills. (Note: children may be counted in more than one group.)

2023-2024 Spring School Readiness Data - Preschool Percentage of Children Who Meet or Exceed Age Expectations





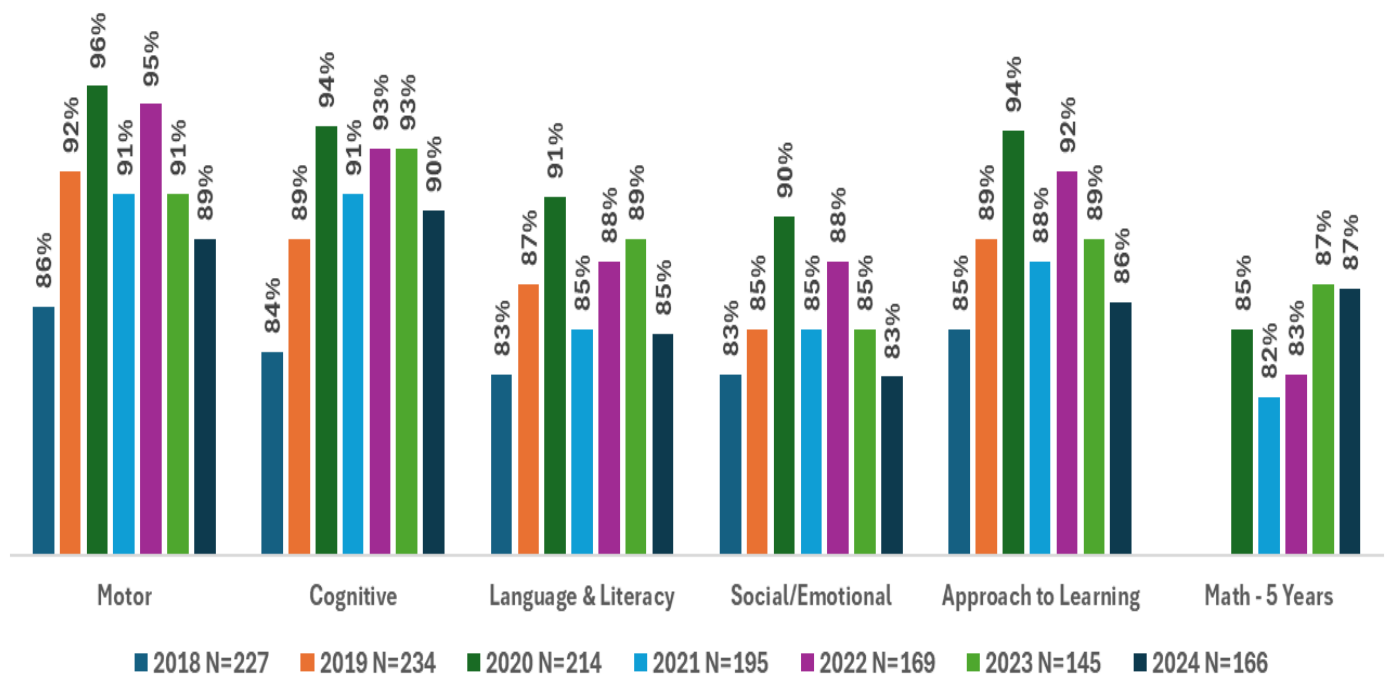
Fall 2023 to Spring 2024 Gains/Loss 3-5 Preschool Data Comparison





The graph below compares Spring scores for a six year period, 2018 to 2024 for Head Start 3 and 4 year olds. Overall, there is a noticeable trend of higher scores peaking around 2020 across most areas, followed by a gradual decline in the years that followed. The scores across different developmental areas generally reflect some consistency but also indicate areas where preschool children are showing decreased performance in recent years, particularly in Language & Literacy and Social/Emotional development. EBCAP will continue to follow learning trends post COVID and make needed adjustments to general curriculum.

**Comparison of School Readiness Scores (TS Gold)
Head Start 3 and 4 yr Olds
Children Who Meet/Exceed Age Expectations
Spring Scores 2018 to 2024**



Financial Reports

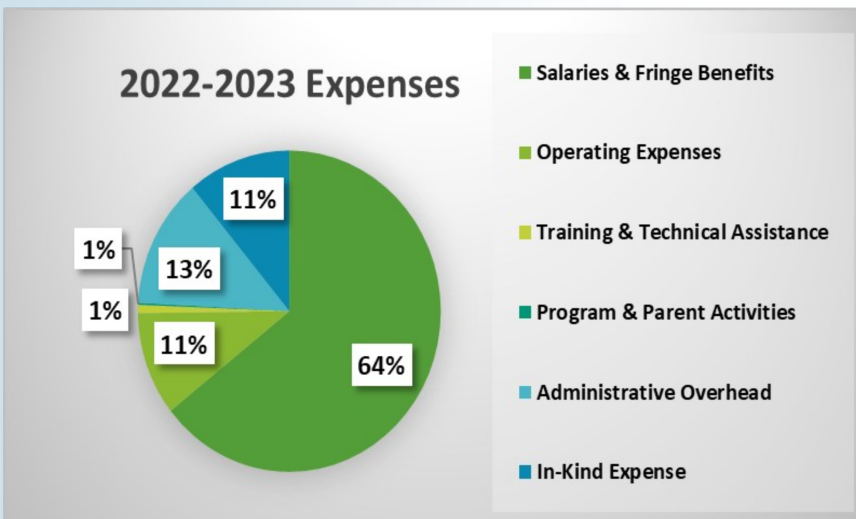
EBCAP received the following sources of revenue in the grant year February 1, 2023—January 31, 2024 for a total of \$7,506,614 to operate Head Start, Early Head Start and Child Care programs. Federal funds include a Cost of Living Allowance (COLA) in the amount of \$284,263 which supported a 5.6% salary increase for employees and to increase base rate wages and Quality Improvement funds in the amount of \$111,200 to fund two additional positions, an Internship Coordinator and a Special Services Assistant. A carry-over balance of unobligated funds from the 2022-2023 grant year in the amount of \$836,416 was requested and funds were budgeted to support a six week pre-school summer session, employee retention and new hire incentives, facility and playground repairs/upgrades, marketing and advertising career opportunities and funding for our internship and employee wellness activities.

In-kind revenue of \$933,945 was generated and is the value of goods, services, property value, donations and volunteer time needed to support program operations. *EBCAP requested a waiver for the full non-federal share obligation with the submission of the FY 2023-2024 grant and budget.

A 15% federally approved indirect cost rate was submitted as an administrative expense.

Results of the annual audit was reported to the Policy Council and the Board of Directors as an unqualified opinion-clean report.

Federal Funds (spent)	\$ 4,699,199		
		EXPENSES	
State Funds	\$ 351,360		
Medicaid (Kids Connect)	\$ 1,434,022	Salaries & Fringe Benefits	\$5,431,998
USDA	\$ 248,621		
DHS Child Care/Parent Payment	\$ 755,581	Operating Expenses-supplies-facilities-travel-equipment-contracted services	\$882,584
Other grants, income, donations, E-Rate	\$ 17,831		
In-kind Revenue*	\$ 933,945	Training & Technical Assistance	\$69,924



Program & Parent Activities	\$16,706
General Administrative	\$1,105,401
In-Kind Expense*	\$933,945
Expense Totals	\$8,440,558



Proposed budget for Grant Year 2024-2025

Revenue	
Federal/State/Private Grants	\$6,100,987
Program Income	\$1,199,041
Parent Payment /Donations/Misc. Income	\$29,698
Total Revenue	\$7,329,726
Expenses	
Salaries/Fringe/Contracted Services	\$5,418,518
Supplies	\$430,972
Facilities	\$386,645
Equipment	\$31,175
Training/Technical Assistance/Tuition	\$73,847
Travel	\$18,743
Parent Activities	\$4,864
General Administrative	\$964,962
Total Expenses	\$7,329,726

Proposed in-kind revenue and expenses for 2024-2025 is \$1,385,943

**Thank you to the members
of our 2023-2024 Policy Council**

Kelley White, Parent
Chairperson

Danielle De Luca, Parent
Vice Chairperson

Sam Westman, Parent

Whitney Senghore, Parent

Molly McComas, Parent

Juliette Relihan, Ph.D.,
Community Representative
EBCAP Board of Directors





East Bay Community Action Program

Head Start and Early Head Start

**For information about enrollment or employment opportunities,
visit www.ebcap.org**